

71,000 ± SQ. FT. WAREHOUSE/DISTRIBUTION FACILITY (UNIT H)



95 MAYHILL STREET

SADDLE BROOK, NJ

Eric Lewin

Office (201) 438-1177

Mobile (201) 832-4569

elewin@teamresourcesinc.com

Matt Favieri

Office (201) 438-1177

Mobile (201) 956-2889

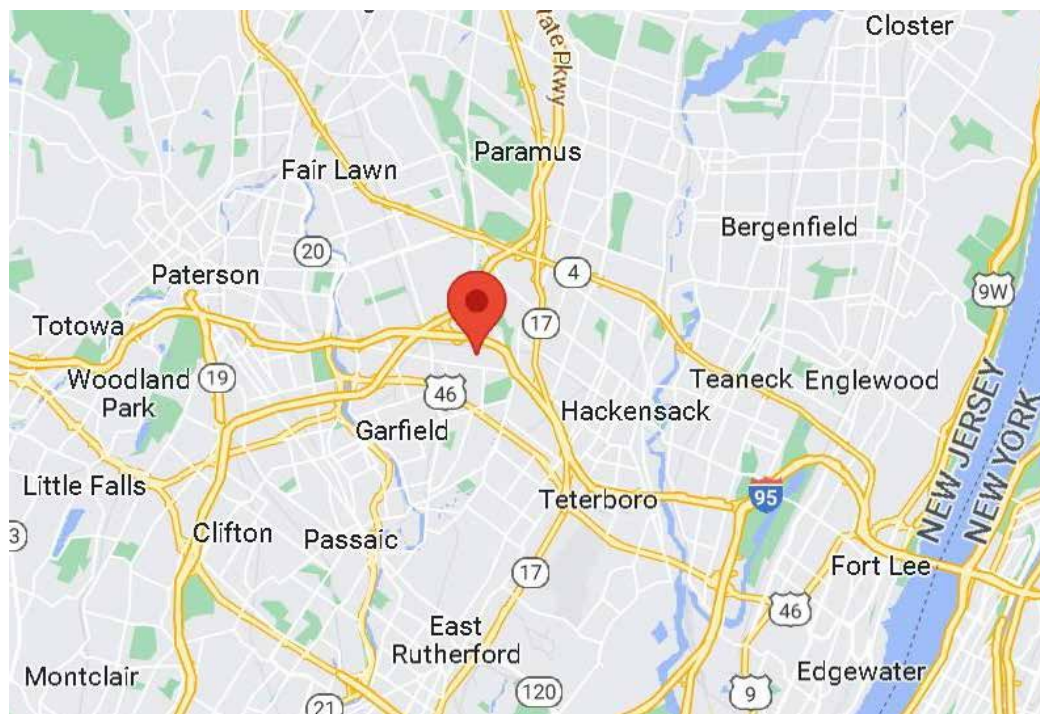
mfavieri@teamresourcesinc.com



95 MAYHILL STREET

SADDLE BROOK, NJ

Team Resources, as exclusive agent, is pleased to present this 71,000 SF warehouse and distribution facility. The property is minutes to major highways. Located in the heart of Bergen County with convenient access to I-80, I-95 as well as Rt. 21.



PROPERTY DESCRIPTION

Buiding Size:	420,000 ± sq. ft.
Available:	71,000 ± sq. ft.
Office Space:	2,500 ± sq. ft.
Ceiling Height:	22' – 30'
Loading:	6 Tailboard Doors / 1 Drive-In
Rail Doors:	Serviced by NY Susquehanna & Western Railroad
Column Span:	34.5' x 40'
Asking Rental:	Upon Request
Taxes / CAM:	\$3.64 PSF (Taxes based on 2024/25 & CAM 2023)
Occupancy:	Immediate

Overview:

95 Mayhill Street in Saddle Brook is situated in the heart of Bergen County. The space boasts impressive features such as 22' – 30' ceilings, 6 loading docks equipped with dock levelers, a drive-in. The property includes office space, and a property manager is on-site for efficient management. The recent updates to the property include the installation of new LED lights, white box walls, and fresh paint and carpet, enhancing the overall appeal and functionality of the space.

CONTACT EXCLUSIVE BROKERS:

Eric Lewin

Office (201) 438-1177
Mobile (201) 832-4569

elewin@teamresourcesinc

Matt Favieri

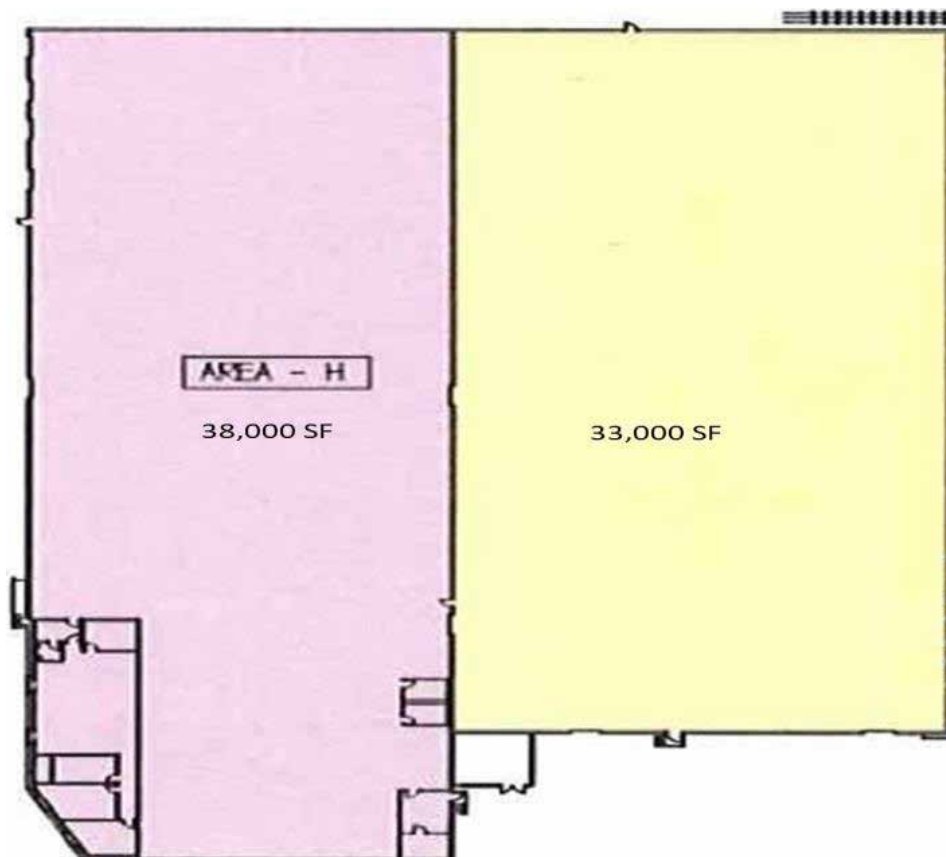
Office (201) 438-1177
Mobile (201) 956-2889

mfavieri@teamresourcesinc.com



95 MAYHILL STREET

SADDLE BROOK, NJ 07663



CONTACT EXCLUSIVE BROKERS:

Eric Lewin

Office (201) 438-1177

Mobile (201) 832-4569

elewin@teamresourcesinc

Matt Favieri

Office (201) 438-1177


Mobile (201) 956-2889

mfavieri@teamresourcesinc.com



95 MAYHILL STREET

SADDLE BROOK, NJ 07663



95 MAYHILL STREET

SADDLE BROOK, NJ 07663



PROXIMITY TO KEY LOCATIONS

Ports	28 ± miles	NJ Turnpike	7.3 ± miles
Lincoln Tunnel	14.3 ± miles	G W Bridge	9.5 ± miles
GS Parkway	1.1 ± miles	Route 80	0.9 ± miles

All information furnished is from sources deemed reliable; however we have not verified it and it is submitted subject to errors, omissions, change of price, prior sale or lease, or withdrawal without any notice. No representation is made as to zoning, physical condition, fire sprinkler adequacy or environmental status of any property and prospective purchasers/tenants are urged to conduct whatever independent investigation they, their attorneys and advisors deem necessary to confirm that a property is suitable for the intended use. Any commissions due cooperating brokers are subject to all terms and conditions upon which we and our clients have agreed.